

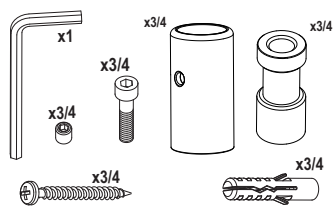
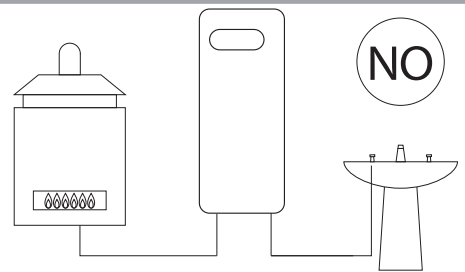
Istruzioni di montaggio - Assembly instructions

Montageanleitung - Instructions de montage

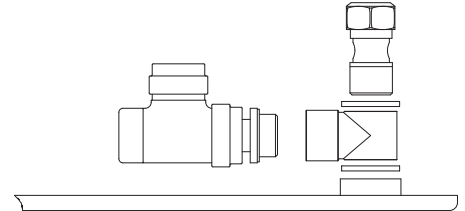
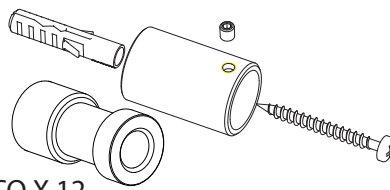
Instrucciones de montaje - Instrukcje montażu

Instrucțiuni de asamblare - Pokyny k montáži

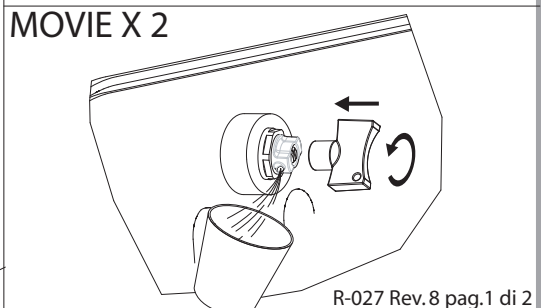
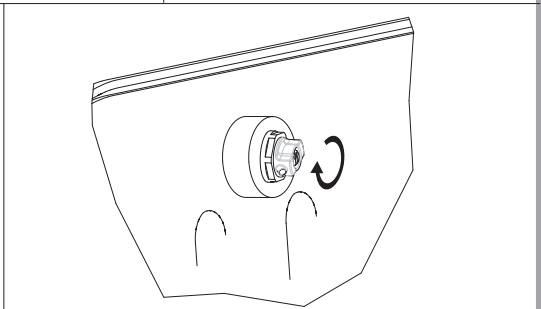
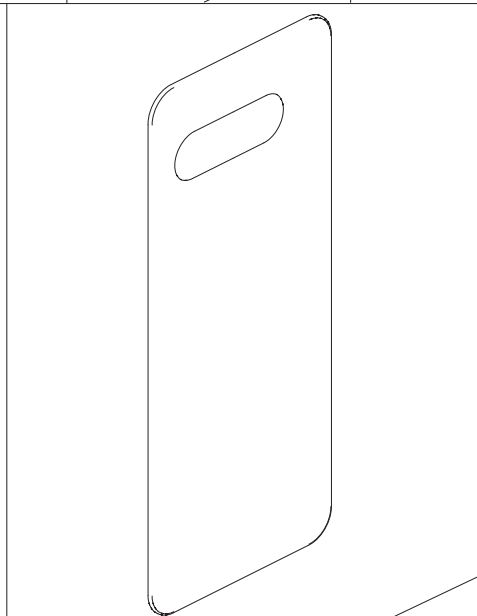
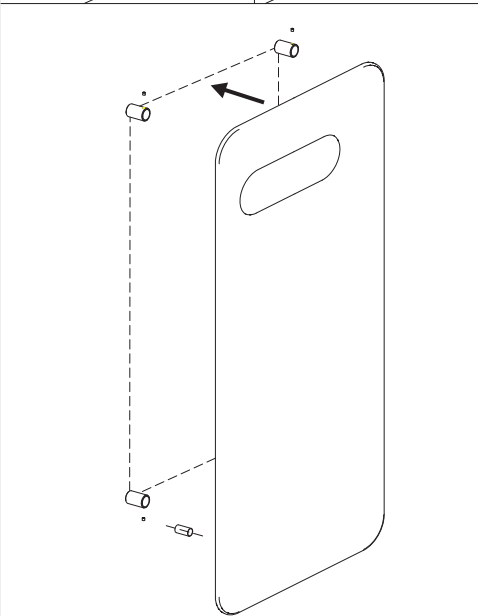
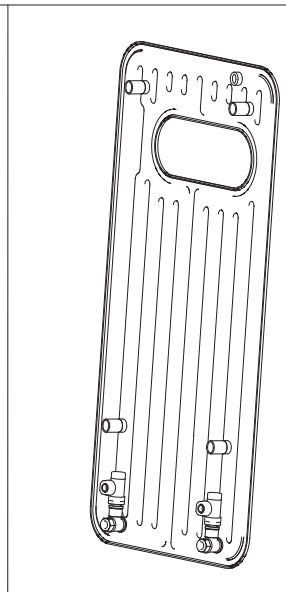
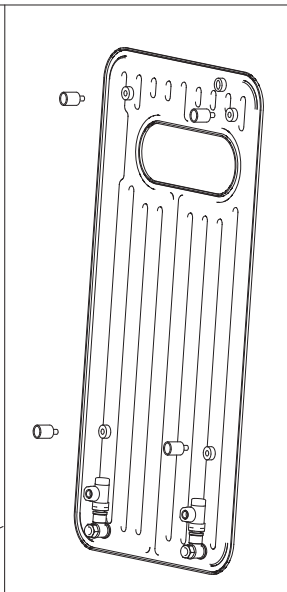
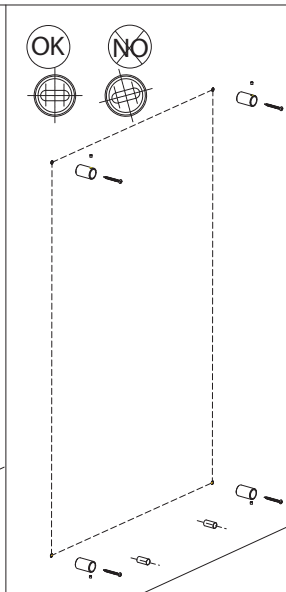
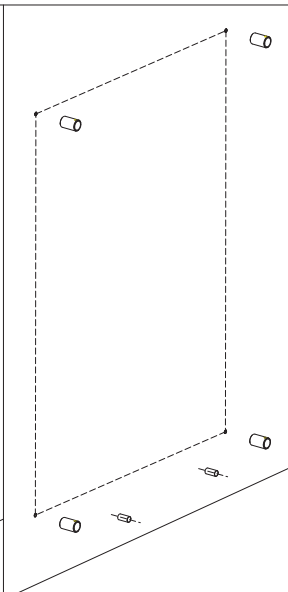

Рокыны на монтáž - Инструкция по монтажу



HAND X 3
BADGE X 4
MOVIE X 4
JUNGLE X 4
SFERE X 4
SFERE TRITTICO X 12

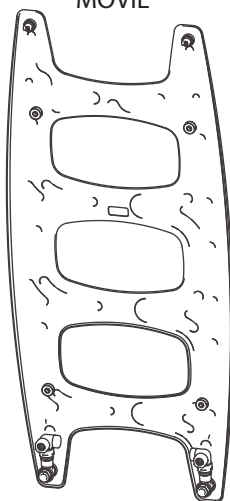


- I sistemi di fissaggio (viti + tasselli) sono ideati per impiego su pareti compatte o in laterizio forato. Per pareti in materiali diversi è responsabilità dell'installatore adottare sistemi di fissaggio appropriati.
- The fixing kits (screws and dowels) are suitable for compact wall or hollow bricks. For wall in different materials it is responsibility of the installer to use appropriate fixing.
- Les systèmes de fixation (vis + chevilles) sont aptes à être utilisés sur des parois compactes ou en briques creuses. Pour des parois avec des matériaux différents, la responsabilité sera de l'installateur qui devra utiliser des systèmes de fixation appropriés.
- Die Verbindungselemente (Schrauben + Dübel) sind für den Einsatz in kompakten oder hohlen Ziegelmauern. Bei Einsatz in unterschiedliche Materialien liegt in der Verantwortung des Installateurs geeignete Verbindungselemente einzusetzen.
- Los sistemas de fijación (tornillos + tacos) son adecuados para uso en paredes compactas o de ladrillo hueco. Para paredes de material diferente el instalador debe adoptar los sistemas de fijación pertinentes.
- Systemy mocowania (śruby + kołki) nadają się do stosowania w ścianach z cegły lub z pustaków. W przypadku ścian wykonanych z innych materiałów, obowiązkiem instalatora jest dobranie odpowiednich systemów mocowania.
- Sistemele de fixare (șuruburi + dibluri) pot fi folosite în pereții compacți sau în pereții din cărămidă perforată. Dacă pereții sunt făcuți din alte materiale, sarcina de a alege o metodă de fixare potrivită îi va reveni instalatorului.
- Uchycovací systémy (šrouby + hmoždinky) jsou vhodné pro použití na plných stěnách nebo na děrovaných cihlách. U stěn z jiných materiálů instalátor nese odpovědnost za zvolení vhodných uchycovacích systémů.
- Upevňovacie systémy (skrutky + upevňovacie kolíky) sú vhodné pre použitie do kompaktných stien alebo stien z dierovaných tehál. Pri stenách z iných materiálov za použitie vhodných upevňovacích systémov zodpovedá osoba poverená inštaláciou.
- Системы крепления (винты + дюбели) пригодны для использования на плотных стенах или стенах из дырчатого кирпича. Для стен из других материалов выбор соответствующих систем крепления является обязанностью установщика.

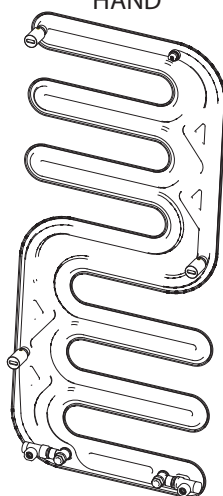


Istruzioni di montaggio - Assembly instructions
Montageanleitung - Instructions de montage
Instrucciones de montaje - Instrukcje montażu
Instrucțiuni de asamblare - Pokyny k montáži
Pokyny na montáž - Инструкция по монтажу


MOVIE




HAND



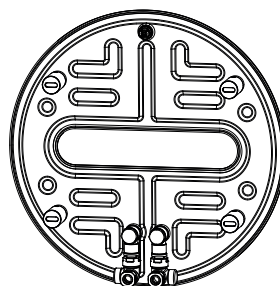
BADGE 1200x500



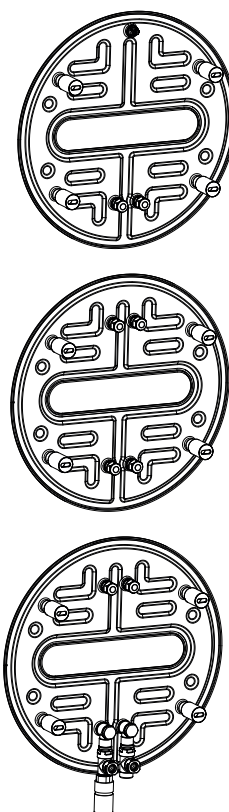
JUNGLE VT




SFERE



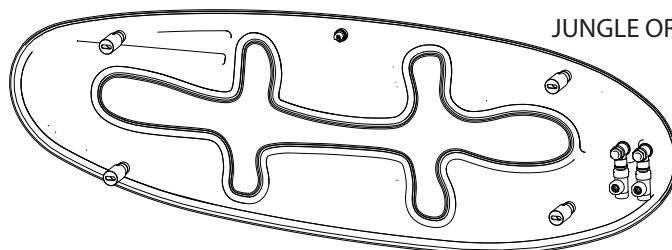
SFERE TRITICO



BADGE 1750x500



JUNGLE OR



BADGE 1600x400

